

## **Conditions to Attend the Shareholders' Meeting**

Pacific Pipe Public Company Limited or PAP scheduled to hold the 2026 Annual General Meeting of Shareholders on Thursday April 9<sup>th</sup>, 2026, at 2.00 p.m., through electronic meeting platforms only.

In this regard, the Company has hired Quidlab Co., Ltd to arrange E-AGM. Please note that Quidlab Co., Ltd has been certified for electronic conference control system by Electronic Transactions Development Agency ("ETDA").

### **Meeting Attendance**

In the case that any shareholders register to attend the meeting after the Chairman declares the meeting open according to the timetable stipulated in the invitation letter, the Company would reserve the right to restrict that such shareholders refrain from voting for the agenda that had been considered and the voting result had already been announced. Such shareholders are able to provide their votes only on the remaining agendas. The Company hereby reserves its right to waive any of these requirements for some of the shareholders or a representative of the shareholders entitled to attend the meeting on a case-by-case basis at the Company's sole discretion.

### **Documents Required Prior to Attending the Meeting**

#### ***For Natural Person***

##### **1. Self-Attending**

Valid evidence issued by governmental authorities which do not expire, e.g., the identification card, governmental identification card, driver license or passport, including the evidence of name or last name's change (if any).

##### **2. Proxy**

- 2.1 **One of the Proxy** Forms as attached to the Notice to Shareholders, filled in and signed by the Shareholder and the Proxy.
- 2.2 Certified true copy of valid evidence of the Shareholder as specified in Item 1.
- 2.3 Valid evidence of the Proxy as specified in Item 1.

#### ***For Juristic Person***

##### **1. Representative of Shareholder (Authorized Director) Attending the Meeting**

- 1.1 Valid evidence of the authorized director(s) issued by governmental authorities similar to those of natural person specified in Item 1.
- 1.2 Copy of Shareholder's Affidavit certified by the authorized director(s) showing that the authorized director(s) has the authority to act on behalf of the Shareholder.

##### **2. Proxy**

- 2.1 One of the Proxy Forms as attached in the Notice to Shareholders, completely filled in and signed by the authorized director(s) of the Shareholder and the Proxy.
- 2.2 Copy of Shareholder's Affidavit certified by the authorized director(s) showing that such authorized director(s) signing the Proxy Form has the authority to act on behalf of the Shareholder.
- 2.3 Certified true copy of valid evidence issued by governmental authorities of the authorized director(s) signing the Proxy Form.
- 2.4 Valid evidence of the Proxy issued by governmental authorities similar to those of natural person specified in Item 1.

##### **3. For foreign investor appointing the custodian in Thailand**

- 3.1 To prepare and show all evidence similar to those of the Juristic Person as specified in Items 1 or 2.
- 3.2 In case the Foreign Investor authorizes the Custodian to sign the Proxy Form on its behalf, the following documents are required:
  - 1) Power of Attorney by Foreign Investor authorizing Custodian to sign the Proxy Form on its behalf.
  - 2) Letter certifying that the person signing the Proxy Form is authorized to engage in custodian business. In case the original documents are not in English, the English translation shall be prepared and certified true and correct translation by the Shareholder (in case of natural person) or the authorized representative(s) of the Shareholder (in case of juristic person).

## **Proxy**

The Company has sent Proxy Form in 3 Types such Proxy Form A, Form B and Form C which are attached herewith. According to Regulation of the Department of Business Development, Ministry of Commerce Re: Form of Proxy (No. 5) B.E. 2550, there are three Proxy Forms as follows:

- Form A: General Proxy Form (Simple Form)
- Form B: Specific Proxy Form
- Form C: Proxy Form for the Foreign Investor appointing the Custodian in Thailand.

Shareholder is not able to attend the Meeting may appoint a person as your Proxy as follows:

1. Complete **only one** of above Proxy Forms as follows:
  - 1.1 General Shareholder shall select only one of either Form A or Form B.
  - 1.2 Shareholders listed in the share register book as Foreign Investor appointing the Custodian in Thailand can select only one of three Proxy Forms (Form A, Form B or Form C).
2. Authorize a person or an Independent Director to attend and vote at the Meeting on your behalf by specifying the name with details of a person to be your Proxy.
3. Affix the 20 Baht stamp duty and specify the date of Proxy Form across such stamp duty. For your convenience, the Company will facilitate in affixing the stamp duty when registering to attend the Meeting.
4. Submit the completed Proxy Form in register program or sent to:  
Pacific pipe public company limited – Investor relation  
Address 1168/74 Lumpini Tower, Fl.26, Rama IV Road, Kwang Tungmahamek, Khet Sathorn, Bangkok  
Tel. 662-679-9000

Allocation of shares to several Proxies to vote in the Meeting is not allowed. The Shareholder shall authorize the Proxy to cast the votes by all the shares held by it. Authorization of less than the total number of shares is not allowed except for the Custodian appointed by the Foreign Investor in accordance with Proxy Form C.

## **Meeting Registration**

The E-request submission system will be available from **April 1<sup>st</sup>, 2026**, onwards. The Company will open E-AGM registration 1 hours prior to the meeting, or from **1.00 p.m. on Thursday April 9<sup>th</sup>, 2026**, onwards.

-----

## **Voting, counting, and announcement of the vote**

### **Voting guidelines**

#### ***General agenda***

1. A voting by show of hand, which one share will count as one vote, will be made in each Agenda where the shareholder or proxy shall make only one vote for approval, disapproval, or abstention. The allocation of voting is not allowed except for the vote by the Custodian.
2. In Case of Proxy
  - 2.1 The Proxy shall solely vote in accordance with the authorization by the Shareholder as specified in the Proxy Form. Any vote not in accordance with the Proxy Form is invalid and shall not be counted as the vote of the Shareholder.
  - 2.2 In case the Shareholder does not specify the authorization, or the authorization is unclear, or the Meeting considers any agenda other than that specified in the Proxy Form, or there is any change of fact, the Proxy shall be authorized to consider and vote such matter as he or she may deem appropriate.

#### ***Agenda on Election of Directors:***

Agenda for the election directors, the shareholder or proxy shall have one vote for one share and shall cast the vote individually.

### **Voting Procedures**

The Chairman shall inform the Meeting details of voting procedures as follows:

1. The Chairman will propose the Meeting to have the vote in each Agenda by asking time by time whether there is any shareholder approve, disapprove, or abstain.

2. When the Chairman asks as above, a voting by show of hand will be made (except for Secret vote) and the shareholder or proxy shall vote for either approval, disapproval, or abstention (except for the vote of Custodian, which the allocation of the vote is allowed as specified in the Proxy Form.

### **Resolution of the Meeting**

**General case:** majority vote of the Meeting.

**Other case:** which the law or the Company's Articles of Association provided otherwise: the vote shall be in accordance with the law or the Company's Articles of Association. The Chairman shall inform the Meeting before voting each Agenda.

1. In case a tie of votes, the Chairman of the Meeting shall have a deciding vote.
2. Any Shareholder or the Proxy having any special interest in a matter shall not be permitted to vote on such matter and may be invited by the Chairman of the Meeting to temporarily leave from the Meeting, except for voting on election of the directors.
3. A voting on poll may be made upon request of at least 5 Shareholders and the Meeting resolves accordingly. The method for the vote on poll shall be specified and informed to the Meeting before voting by the Chairman.

### **Counting and Announcement of the Vote**

Prior to the Meeting, the Chairman shall inform that the counting of votes for each agenda shall be made from the voting of Shareholder or Proxy attending the Meeting and having right to vote and the vote result of all Agenda shall be informed to the Meeting before the Meeting is adjourned.

### **How to scan a QR Code**

The Thailand Securities Depository Co., Ltd. (TSD) under the Stock Exchange of Thailand, has developed a system which allows SET Listed Companies to send to the shareholders documents regarding the General Meeting of Shareholders and the Annual Report in the form of electronic accessible through QR Code, thus allow the shareholders to access the information conveniently. Shareholders can download the aforementioned documents from the QR Code by following the steps below.

1. Turn on the mobile camera.
2. Focus the mobile camera to QR Code to scan it.
3. The notification will appear on the screen. Click on the notification to access documents regarding the meeting.

**Remark:** In case the notification does not appear on the screen of mobile phone, the QR Code can also be scanned with other applications such as QR CODE READER, Facebook, or Line.

#### **Scan QR Code with Line application**

1. Open Line application then click icon "QR" in searching box or click on "Add friend" and choose icon "QR."
2. Focus the mobile camera to QR Code to scan it.
3. The notification will appear on the screen. Click on the notification to access documents regarding the meeting.

**Electronic Registration to attend the meeting.**

1. Please scan the QR code for the surfing website on <https://pap.foqus.vc/registration/>  
The system will be available to access from April 1<sup>st</sup> – 8<sup>th</sup>, 2026.



2. Fill your shareholder's registration number and ID card number. And click a check mark in the Accept Terms box, then click on Submit.



3. If information is correct, you will be allowed upload documents and a screen as below will be presented.

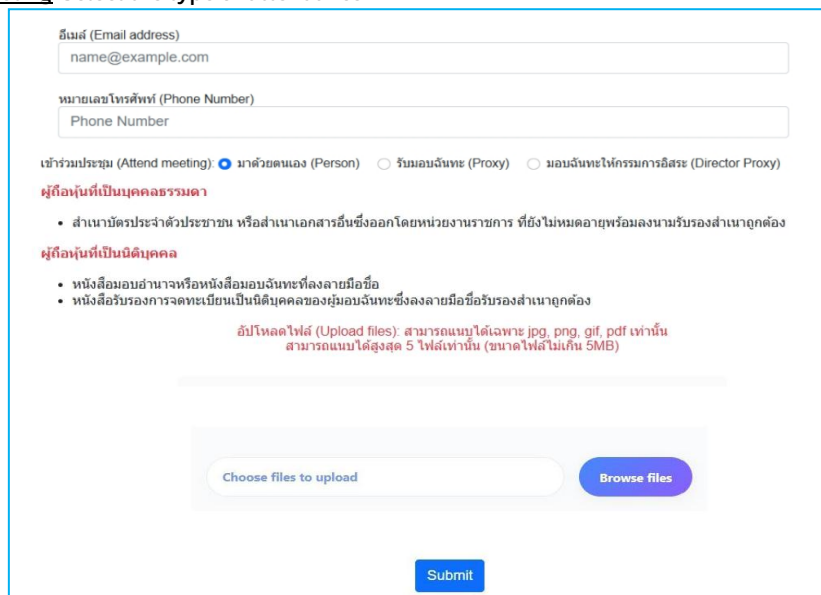
3.1 **Email address:** For receive Web Link, username & password to joining E-meeting.

3.2 **Phone Number:** In case company wants to contact with you.

3.3 **Upload files:** Upload documents as specified in topic "Documents Required Prior to Attending the Meeting."

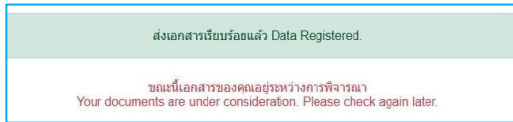
*\* Upload maximum 5 documents each time with each document not more than 5MB. Only jpg, png, gif & pdf files are allowed.*

3.4 **Attend meeting:** Select the type of attendance.



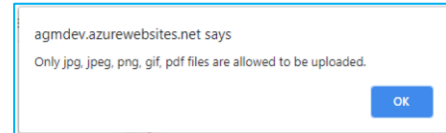
4. Click on Submit button, you will get an alert for successful submission or rejection as shown below:

**Successful submission**

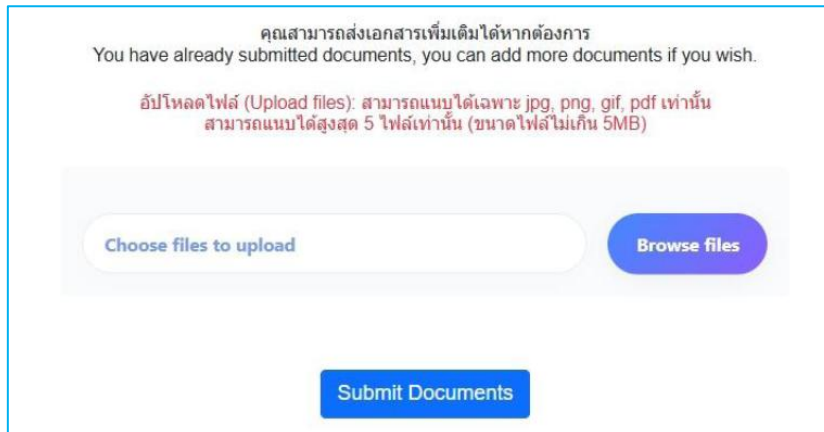


**Or with error message indicating reason**

**in case you get an error message**



5. After successful submission following screen will be presented in case you need to add more documents clicking on Browse files button and then click Submit Document button.



6. Once finished click on Logout button to exit. You will also receive an email confirming successful submission.



7. In case your documents are approved you will receive a separate email with
- 7.1 Username and password. (Please keep your username and password confidential. Do not disclose it to others.)
  - 7.2 Weblink for attending E-AGM system.
  - 7.3 User manual
- \* Please contact us in case you do not receive username & password 24 hours before meeting time or April 8<sup>th</sup>, 2026.*
8. In case documents are not approved you will receive an email with reason from company. You can login again to document registration portal and upload additional documents to rectify cause.
9. For the voting method during the E-AGM meeting, you can vote on each agenda by voting "Agree" or "Disagree" or "Abstain". In case you do not vote for any agenda, your vote will be counted as "Agree" automatically.
10. In case you encounter technical problems while using the E-AGM meeting system before the meeting or during the meeting, please contact Quidlab, the E-AGM conference system provider of the Company. The channel to contact Quidlab can be found in the email that has sent username and password to you