


### Electronic Registration to attend the meeting.

- Please scan the QR code for the surfing website on <https://pap.foqus.vc/registration/>  
The system will be available to access from April 1<sup>st</sup> – 11<sup>th</sup>, 2023.



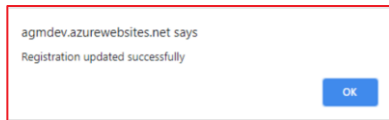
- Fill your shareholder's registration number and ID card number. And click a check mark in the Accept Terms box, then click on Submit.

- If information is correct, you will be allowed upload documents and a screen as below will be presented.
  - Email address:** For receive Web Link, username & password to joining E-meeting.
  - Phone Number:** In case company wants to contact with you.
  - Upload files:** Upload documents as specified in topic "Documents Required Prior to Attending the Meeting."  
*\* Upload maximum 5 documents each time with each document not more than 5MB. Only jpg, png, gif & pdf files are allowed.*
  - Attend meeting:** Select the type of attendance.

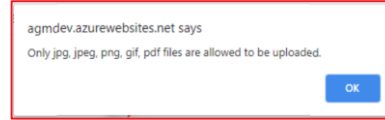
- Click on Submit button, you will get an alert for successful submission or rejection as shown below:

Or with error message indicating reason

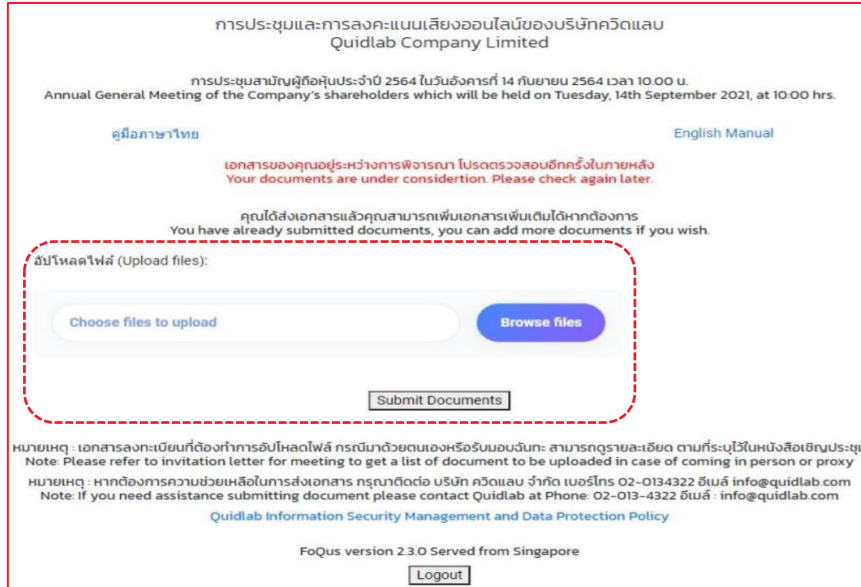
Successful submission



in case you get an error message



5. After successful submission following screen will be presented in case you need to add more documents clicking on Browse files button and then click Submit Document button.



6. Once finished click on Logout button to exit. You will also receive an email confirming successful submission.
7. In case your documents are approved you will receive a separate email with
  - 7.1 Username and password. (Please keep your username and password confidential. Do not disclose it to others.)
  - 7.2 WebLink for attending E-AGM system.
  - 7.3 User manual

*\* Please contact us in case you do not receive username & password 24 hours before meeting time or April 11<sup>th</sup>, 2022.*
8. In case documents are not approved you will receive an email with reason from company. You can login again to document registration portal and upload additional documents to rectify cause.
9. For the voting method during the E-AGM meeting, you can vote on each agenda by voting "Agree" or "Disagree" or "Abstain". In case you do not vote for any agenda, your vote will be counted as "Agree" automatically.
10. In case you encounter technical problems while using the E-AGM meeting system before the meeting or during the meeting, please contact Quidlab, the E-AGM conference system provider of the Company. The channel to contact Quidlab can be found in the email that has sent username and password to you